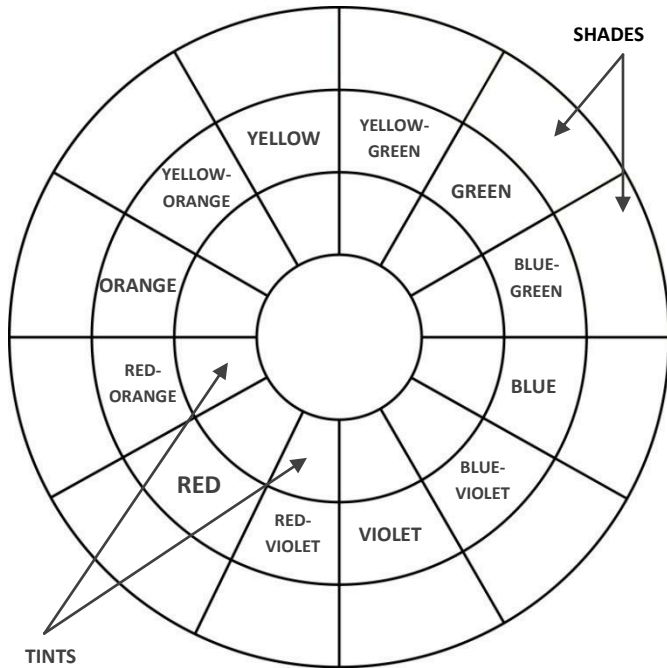


What Will I Learn in Painting?

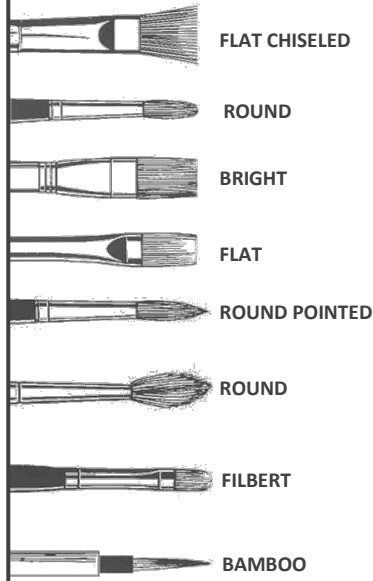


the art of education

Color schemes: Monochromatic, Complementary, Triadic, Analogous, Spilt-Complementary



As an artist, I can integrate the characteristics of the tools of a selected media in original artworks to support artistic purposes.



As an artist, I can analyze how the principles are combined to communicate meaning in the creation of, presentation of, or response to visual artworks.

Principles of Design:

- Balance
- Contrast
- Movement
- Rhythm
- Pattern
- Emphasis
- Unity

Color + white= Tint
 Color + black= Shade
 Color + gray= Tone

Intensity: The brightness or dullness of a color

Value: The lightness or darkness of a color



As an artist, I can use various painting techniques to suggest value, depth and implied texture in my work.

- Flat wash
- Masking
- Dry brush
- Scraping
- Wet-in-wet
- Graded wash
- Lifting
- Salt
- Sanding
- Blotting
- Variegated wash
- Wet-on-dry
- Resist
- Glazing
- Feather out

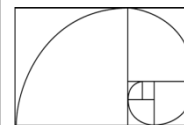
Painting vocabulary:

- | | | |
|------------|-------------|----------------|
| matte | impasto | color harmony |
| gesso | glaze | palette |
| tempera | pigment | critique |
| acrylic | binder | varnish |
| watercolor | vehicle | transparent |
| wash | mural | opaque |
| fresco | canvas | under-painting |
| encaustic | large-scale | composition |
| intensity | grid | hue |

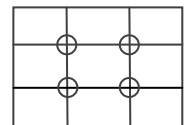
As an artist, I can develop my 8 Studio Habits of Mind:

- Develop Craft
- Engage & Persist
- Envision
- Express
- Observe
- Reflect
- Stretch & Explore
- Understand Art World

As an artist, I can emphasize the subject of my artwork and make it aesthetically pleasing to the viewer by how I arrange my composition.



The Golden Ratio



The Rule of Thirds

Ways to organize a composition:

- Cropping
- Repetition and rhythm
- Balance (symmetrical, asymmetrical, and radial)