



## ART CHALLENGE:

Art Appreciation month continues! Happy Birthday to artist Salvador Dali who was born on May 11th, 1904. Dali was a Spanish **Surrealist** artist renowned for his technical skills, precise draftsmanship and the striking and bizarre images in his work inspired by dreams and the deep subconscious.



*The Persistence of Memory*



*Elephants*



*The Melting Clock*

Create a drawing, painting or collage inspired by Dali. Consider how to shade and color your images to make them look more 3-D and try to make your art look SuRrEaL just like Dali! Add a background and sky.

Check out some great resources here:


- [Salvidor Dali Museum](#)
- [What is surrealsim video](#)



Next page: Tutorial



1.



2.



3.&4.



5.



## DALI ART CHALLENGE

### STEPS :

1. Draw out and landscape scene, make sure the ground portion of your drawing only takes up the bottom fourth of your paper.
2. Think of animal, draw just the body of the animal up in the top part of the sky portion of your drawing.
3. Add skinny, long legs to your animal. Make sure the legs (and feet) go all the way to the bottom part of your drawing.
4. Get creative, add something (or more than one thing) that would not normally be in this scene. (example: a party hat on the head of your animal)
5. Finish it off by coloring it! Crayons, color penciled, paint or practice shading and blending with your pencil.

Extension Ideas: Use construction paper/newspaper or magazine images to